



**2020 Financial Plan  
Public Meeting  
Nakusp, Area K**

January 28, 2020



# Agenda

- Summary of Regional District Taxation Model;
- Service Delivery;
- Overall Assessments and Impact;
- Sub Regional Assessments and Impact;
- Summary of Taxation for 2020 – Major Changes; and
- Service by Service Discussion.



# Regional District Model

- BC Specific;
- Allows rural residents to benefit from services normally seen only in municipalities;
- Reduces the cost of those services for all by bringing in broader assessment base;
- Service in rural areas either covers the whole area or a defined portion based on benefit derived.



# Defined Area

- Not all of a rural area benefits from every service;
- When the service was established, an area was mapped out to determine who would benefit;
- Some are easy to determine (fire protection, mosquito abatement);
- Some are more difficult to derive (parks, recreation, contribution services).




# RDCK Services

- Governance and Administration;
- Planning and Land Use (Rural);
- Building Inspection (Rural and Municipal);
- Fire Protection;
- Recreation, Parks;
- Resource Recovery, Waste, Recycling; and
- Taxation to Fund Societies and Organizations providing service (library, community halls, museums, recreation (Summit Lake Ski Hill)).



# Board Strategic Priorities

- Board did a complete review of its strategic priorities in 2019.
- Adoption of the Plan will occur in February or March.
- Many projects the RDCK is currently working on line up with these priorities.



# RDCK Board Strategic Priorities

***EXCELLENCE IN  
SERVICE  
DELIVERY AND  
GOVERNANCE***

***ADAPTING TO  
OUR CHANGING  
CLIMATE***

***MANAGE OUR  
ASSETS AND  
OPERATIONS IN  
A FISCALLY  
RESPONSIBLE  
MANNER***

***STRENGTHEN  
OUR  
RELATIONSHIPS  
WITH  
COMMUNITY  
PARTNERS***

***CONTINUALLY  
INNOVATE TO  
REDUCE WASTE***



# Board Strategic Priorities - Projects

- Watershed Governance Studies;
- Kootenay Boundary Farm Advisors Program;
- Regional Energy Retrofit Program;
- Parks & Trails Inventory;
- Resource Recovery Plan – Composting, Recycling.





# RDCK Assessments

	Assessments		Change
	2020 Completed	2019 Revised	2019 vs. 2020
	A	B	(A-B)/B
ELECTORAL AREA 'A'	74,948,585	73,201,360	2.39%
ELECTORAL AREA 'B'	92,690,221	85,406,461	8.53%
ELECTORAL AREA 'C'	41,453,847	39,039,912	6.18%
ELECTORAL AREA 'D'	43,386,654	40,784,793	6.38%
ELECTORAL AREA 'E'	108,354,863	104,669,822	3.52%
ELECTORAL AREA 'F'	109,938,524	103,144,484	6.59%
ELECTORAL AREA 'G'	45,188,919	42,902,746	5.33%
ELECTORAL AREA 'H'	91,502,651	87,249,440	4.87%
ELECTORAL AREA 'I'	45,693,866	45,537,173	0.34%
ELECTORAL AREA 'J'	67,115,158	63,171,071	6.24%
<b>ELECTORAL AREA 'K'</b>	<b>42,333,552</b>	<b>40,574,643</b>	<b>4.33%</b>
CITY OF CASTLEGAR	203,409,244	195,597,471	3.99%
TOWN OF CRESTON	91,654,680	86,205,821	6.32%
VILLAGE OF KASLO	20,859,971	19,809,891	5.30%
<b>VILLAGE OF NAKUSP</b>	<b>27,056,611</b>	<b>26,737,415</b>	<b>1.19%</b>
CITY OF NELSON	303,972,251	289,602,307	4.96%
VILLAGE OF NEW DENVER	8,903,896	8,868,788	0.40%
VILLAGE OF SALMO	14,174,496	12,566,705	12.79%
VILLAGE OF SILVERTON	5,274,248	5,290,178	-0.30%
VILLAGE OF SLOCAN	4,341,161	4,341,693	-0.01%
	1,442,253,398	1,374,702,174	4.91%



# Assessment Changes

- Many factors impact the assessment movement;
- Market vs. Non Market Change;
- Market change means the current inventory of properties is worth more; and
- Non market change means that there are more properties and the tax base grew in “numbers” as well as value.



# Nakusp / Area K

	<u>2019</u>	<u>2020</u>	<u>Change</u>
ELECTORAL AREA 'K'	40,574,643	42,333,552	4.33%
VILLAGE OF NAKUSP	26,737,415	27,056,611	1.19%

- Assessments went up in both the Village of Nakusp and Area K.
- However, since the Village of Nakusp's assessments went up by a higher percentage, the Village will take on more of the tax burden in 2020 all else being equal.



# Nakusp / K – Rate/\$1,000

	<u>2019</u>	<u>2020</u>	<u>Change</u>
ELECTORAL AREA 'K'	0.903	0.929	2.88%
VILLAGE OF NAKUSP	2.027	2.049	1.09%

This shows the rate/\$1,000 of assessment for everyone in Area K and all residents of the Village of Nakusp. There are additional services that cover only a portion of Area K, and depending on where you live and which services you participate in, your tax rate could be higher.



# Nakusp/K – Services

- **General Administration:**
  - Will increase in 2020. Board is looking at space planning initiative;
  - Houses Director costs, Finance, Administration, Information Technology, Human Resources; and
  - Projects in this service in 2019:
    - Continuation of National Disaster Mitigation work, Kootenay Boundary Farm Advisors, and Parks and Trails Inventory.



# Area K – Services

- **Rural Administration:**
  - Increase limited to inflation (2.7%)
  - Service takes on director expenses, 25% of fire service costs (except Deputies), and bylaw enforcement
  - Relatively stable



# Nakusp/K – Services

- **Building Inspection:**
  - Flat Taxation;
  - Succession Planning in 2020 – 2022;
  - Permit Fees over budget due to Commercial Projects; and
  - Recruitment challenges = Implementation of Inspector Training program.
- **Planning:**
  - Increase of taxation -2.7%; and
  - New grant funded projects include:
    - Housing Needs Assessment,
    - Community Heritage Register.



# Area K – Services

- **Community Sustainability (Area K):**
  - No Increase in taxation;
  - Kootenay Lake Partnership;
  - Regional Energy Efficiency Program; and
  - Watershed work
  - Biofuel Project





# Nakusp/K – Services

- **Transit:**
  - Increase in 2020;
  - All related to increased service levels for Kootenay West Transit; and
  - % based allocation – not assessment.

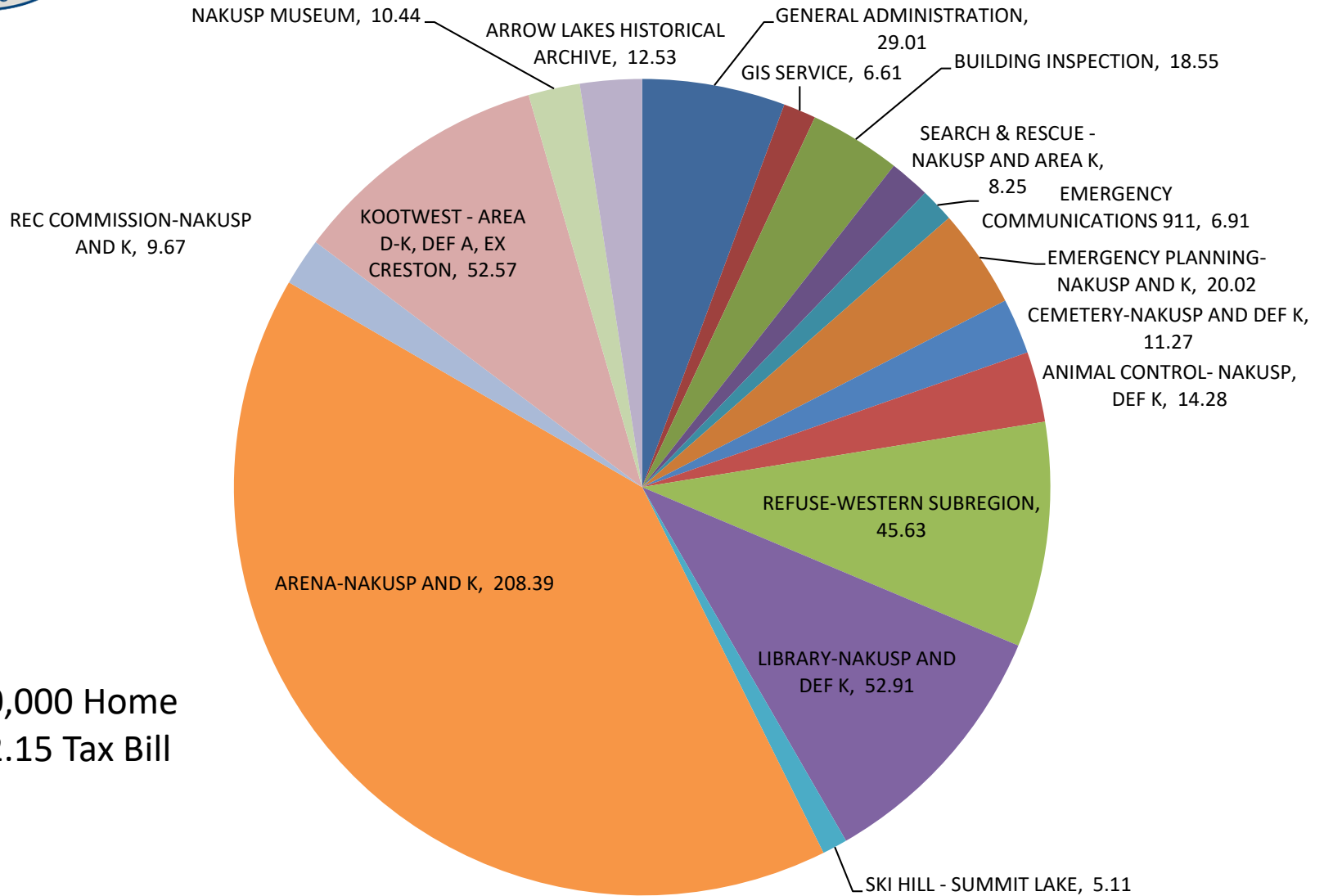


# Nakusp/K – Services

- **Arrow Lakes Historical Archives and Nakusp Museum:**
  - Established by AAP in 2018;
  - First tax year was 2019; and
  - Service to provide a grant in aid to both organizations.



# Village of Nakusp

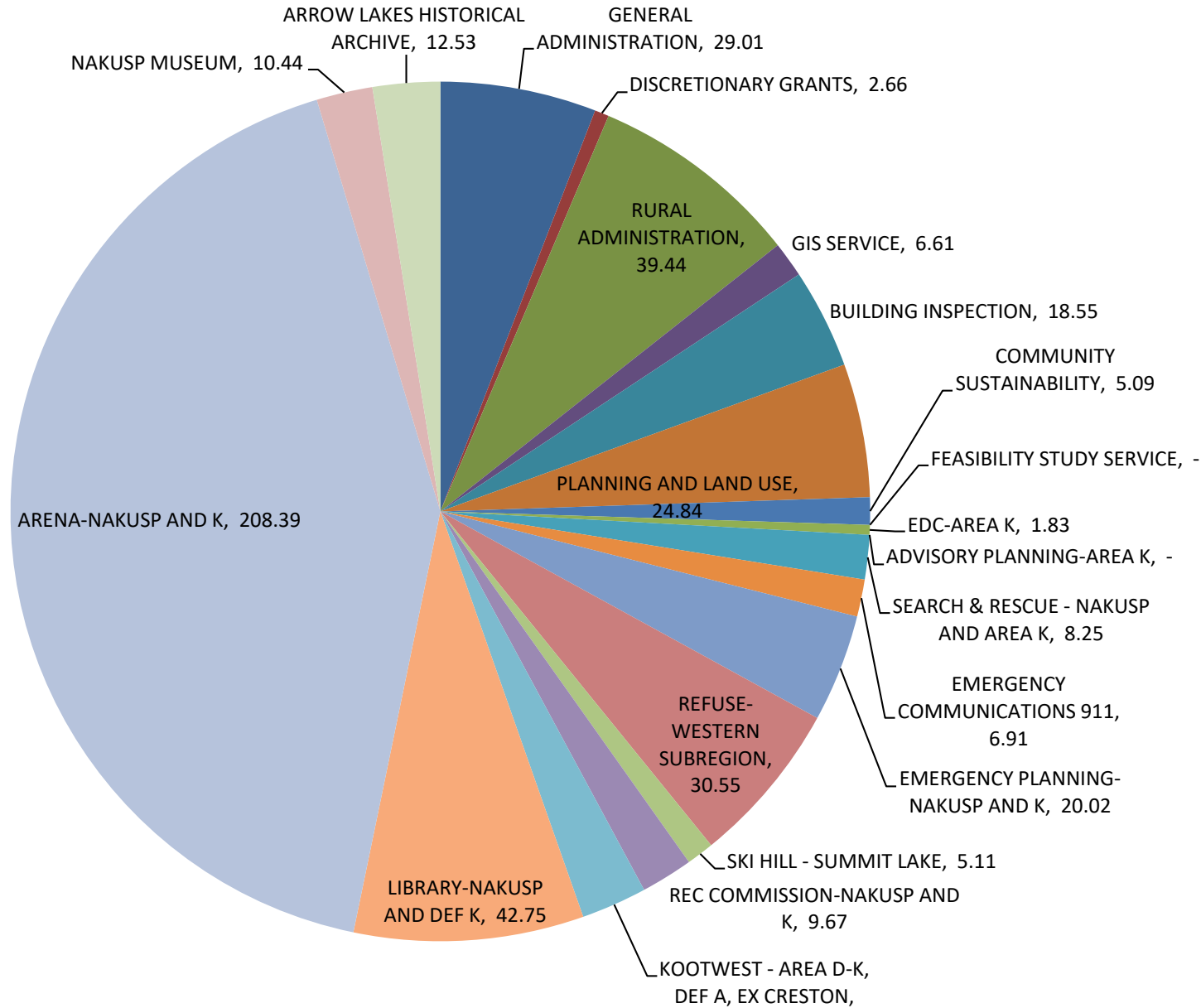


\$250,000 Home  
\$512.15 Tax Bill



# Tax Breakdown – Area K

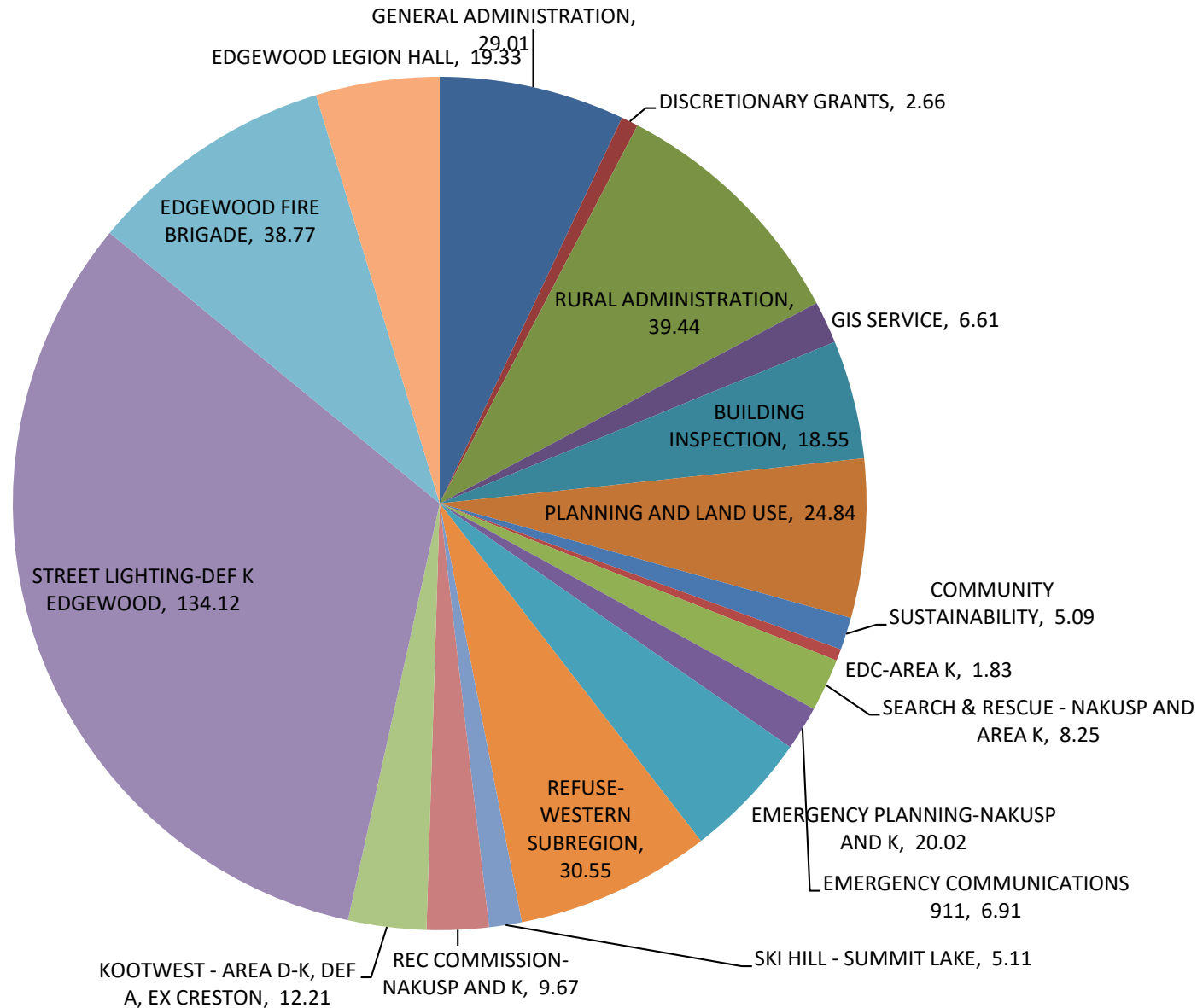
\$250,000 Home  
\$ 494.85 Tax Bill





# Tax Breakdown – Edgewood

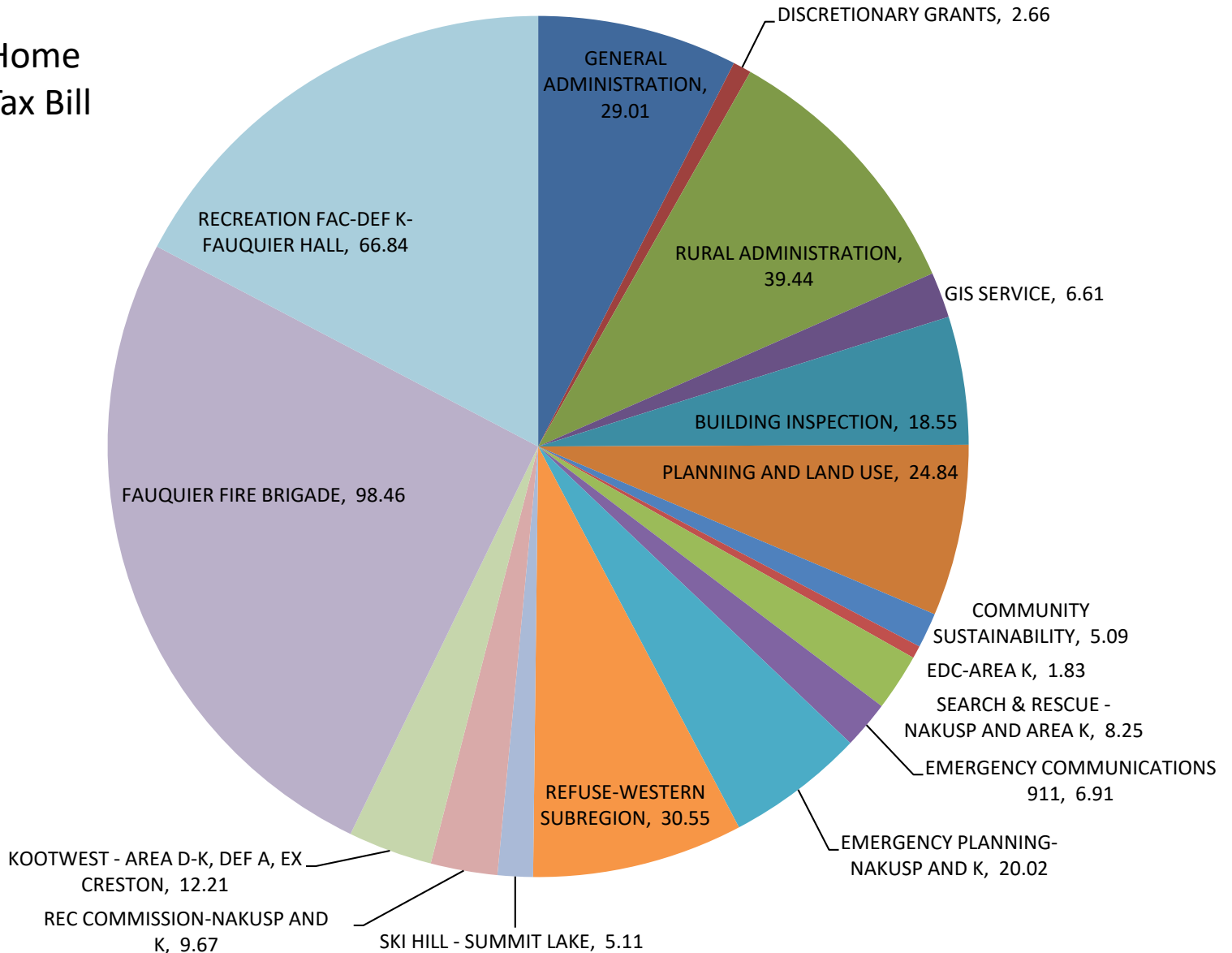
\$250,000 Home  
\$ 412.96 Tax Bill





# Tax Breakdown – Fauquier

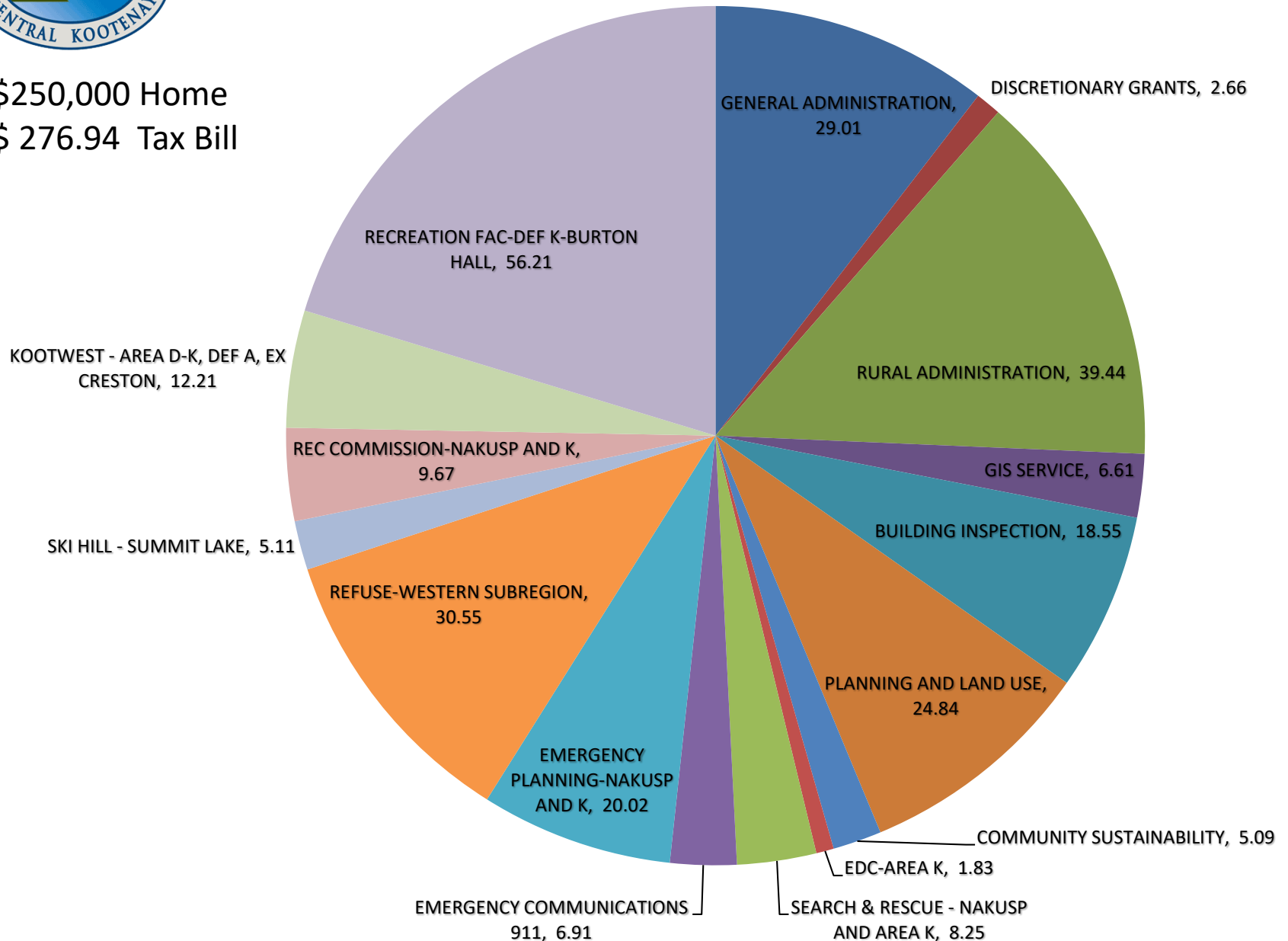
\$250,000 Home  
\$ 386.03 Tax Bill





# Tax Breakdown – Burton

\$250,000 Home  
\$ 276.94 Tax Bill





Thank You